

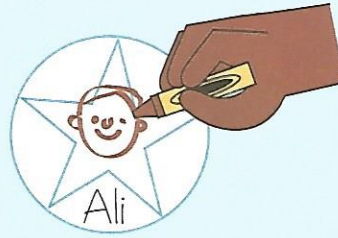
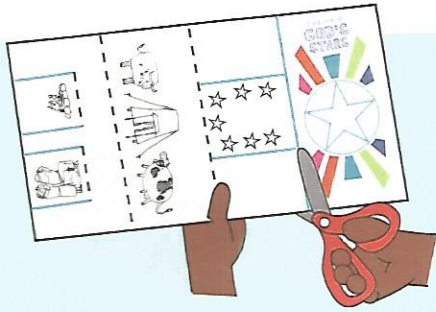
(20-30 min.)

CREATE

STARRY SKIES BRING DREAMS: Kids create a diorama to tell Abraham's story, adding their own star in the sky.



1



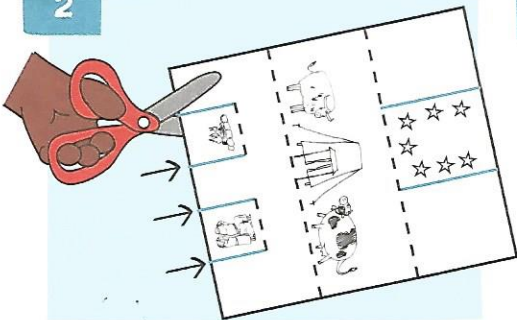
Holy Moly!

Give kids time to imagine and help them reflect.

- How are stars the same? How are they different?
- How can stars tell a story?
- How are kids the same? How are kids different?
- In what ways did God make you YOU?

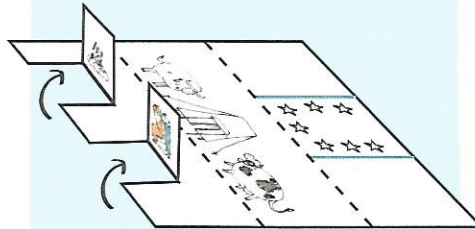
Cut out star. Add face and name.

2



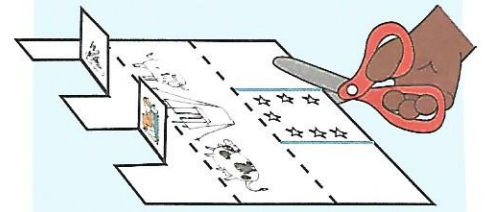
Cut lines near fire and characters.

3



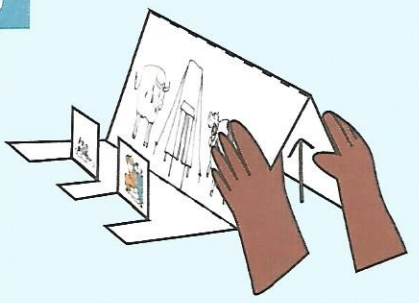
Fold pieces up.

4




Cut lines near stars.

5



Fold into tent.

6



Fold flap up. Tape on star.

Holy Moly!

Share Abraham and God's story.


- How can you tell the story of Abraham's dream?
- What was God's dream?

(20-30 min.)


CREATE



CHAIN REACTION: Kids create star chains linking people and their actions to the realization of God's dreams.



1 Write a dream God has for the world, and cut out star.




2 Write helpful things people can do for that dream.


Holy Moly!

Abraham took care of his family and his land while waiting for God's promise to come true.

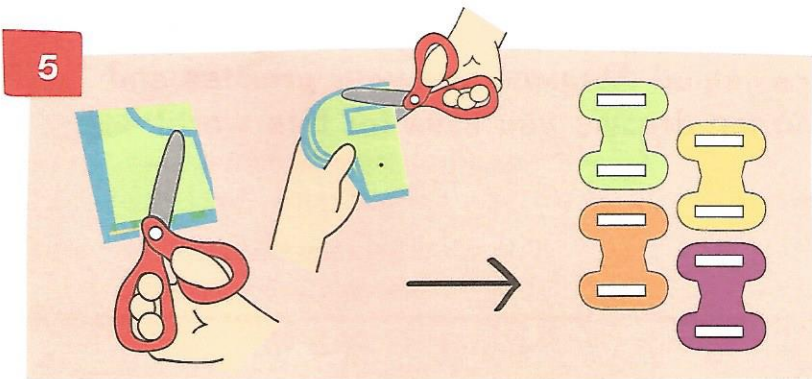
- What could you do by yourself to help God's dream for the world come true?
- What could people do together?



3 Cut out 4 rectangles.




4 Fold each rectangle in quarters.



5 Cut through all layers.

Unfold links.




6 Connect links as shown.

CONTINUES...



7



Holy Moly!

Sometimes God helps dreams come true through other people around us.

- What people do you know who serve God's dream?

Write name(s) of people who share God's dream on back of star.

8



Tape to chain.